



PEMERINTAH PROVINSI KALIMANTAN BARAT DINAS PERKEBUNAN DAN PETERNAKAN

Jalan M. Hambal No. 3, Pontianak, Kalimantan Barat 78121
Telepon / Faksimile (0561) 766038, Laman <https://disbunnak.kalbarprov.go.id>
Pos-el disbunnak@kalbarprov.go.id

BERITA ACARA RAPAT PENETAPAN INDEKS "K" DAN HARGA TBS KELAPA SAWIT PRODUKSI PEKEBUN KALIMANTAN BARAT PERIODE II BULAN OKTOBER 2023

Berdasarkan hasil Rapat Tim Penetapan Harga TBS Kelapa Sawit Produksi Pekebun Kalimantan Barat Periode II Bulan Oktober 2023, pada Hari Jum'at Tanggal 13 Oktober 2023, yang diikuti unsur Pemda Provinsi, Pemda Kabupaten, Perusahaan Kelapa Sawit (PKS) dan utusan kelembagaan pekebun maka disepakati dan ditetapkan sebagai berikut:

- Harga CPO = Rp. 10,479.90 (tidak termasuk PPN)
Harga Kernel = Rp. 5,112.28 (tidak termasuk PPN)
- Faktor Indeks "K" = 90.23%

Maka diperoleh patokan harga TBS Kelapa Sawit produksi pekebun Kalimantan Barat pada keadaan tanaman umur 3 tahun sampai 9 tahun, 10 s.d 20 tahun dan 21 tahun sampai 25 tahun, sebagai berikut:

Rumus Harga TBS (HTBS) = $K ((H \text{ CPO} \times R \text{ CPO}(\text{tab}) + H \text{ IS} \times R \text{ IS}(\text{tab}))$

| | | | | | |
|--------------------------|---|--------|---|---|--------------|
| Harga Umur 3 Thn | = | 90.23% | {(15.91% x Rp. 10,479.90) + (3.99% x Rp. 5,112.28)} | = | Rp. 1,688.50 |
| Harga Umur 4 Thn | = | 90.23% | {(17.16% x Rp. 10,479.90) + (4.06% x Rp. 5,112.28)} | = | Rp. 1,809.93 |
| Harga Umur 5 Thn | = | 90.23% | {(18.45% x Rp. 10,479.90) + (4.18% x Rp. 5,112.28)} | = | Rp. 1,937.45 |
| Harga Umur 6 Thn | = | 90.23% | {(19.03% x Rp. 10,479.90) + (4.31% x Rp. 5,112.28)} | = | Rp. 1,998.29 |
| Harga Umur 7 Thn | = | 90.23% | {(19.69% x Rp. 10,479.90) + (4.51% x Rp. 5,112.28)} | = | Rp. 2,069.93 |
| Harga Umur 8 Thn | = | 90.23% | {(20.39% x Rp. 10,479.90) + (4.54% x Rp. 5,112.28)} | = | Rp. 2,137.50 |
| Harga Umur 9 Thn | = | 90.23% | {(20.78% x Rp. 10,479.90) + (4.55% x Rp. 5,112.28)} | = | Rp. 2,174.84 |
| Harga Umur 10 s.d 20 Thn | = | 90.23% | {(21.47% x Rp. 10,479.90) + (5.09% x Rp. 5,112.28)} | = | Rp. 2,265.00 |
| Harga Umur 21 Thn | = | 90.23% | {(21.00% x Rp. 10,479.90) + (5.13% x Rp. 5,112.28)} | = | Rp. 2,222.40 |
| Harga Umur 22 Thn | = | 90.23% | {(20.88% x Rp. 10,479.90) + (5.14% x Rp. 5,112.28)} | = | Rp. 2,211.51 |
| Harga Umur 23 Thn | = | 90.23% | {(20.29% x Rp. 10,479.90) + (5.14% x Rp. 5,112.28)} | = | Rp. 2,155.72 |
| Harga Umur 24 Thn | = | 90.23% | {(19.48% x Rp. 10,479.90) + (5.14% x Rp. 5,112.28)} | = | Rp. 2,079.13 |
| Harga Umur 25 Thn | = | 90.23% | {(18.72% x Rp. 10,479.90) + (5.14% x Rp. 5,112.28)} | = | Rp. 2,007.26 |

- Patokan harga tersebut diatas berlaku untuk Periode II Bulan Oktober 2023

(Untuk Pembayaran Periode Tanggal 8 s/d 15 Oktober 2023)

- Hasil Kesepakatan Rapat:

- PT. APS, PT. ANI, PT. KPI, PT. AAC, tidak diikutkan dalam perhitungan indeks "K", karena indeks "K" perusahaan tersebut 2.5% diatas rata-rata indeks "K" Kalbar.
- PTPN XIII, PT. KSP, PT. SDK, PT. MPE, PT. BHD, PT. PHS, PT. SAM, PT. SR, PT. SJAL, PT. GUM, tidak diikutkan dalam perhitungan indeks "K", karena indeks "K" perusahaan tersebut 2.5% dibawah rata-rata indeks "K" Kalbar.
- PT. GKG, PT. SIA, PT. BPK, PT. RWK, PT. BTL, tidak diikutkan dalam perhitungan harga TBS untuk komponen CPO, karena harga CPO perusahaan tersebut 2.5% diatas dari harga rata-rata Kalbar.
- PT. BPJ, PT. GKM, PT. KPI, PT. GUM, PT. KSA, PT. CUP, PT. AAI, tidak diikutkan dalam perhitungan harga TBS untuk komponen CPO, karena harga CPO perusahaan tersebut 2.5% dibawah dari harga rata-rata Kalbar.
- PT. GKG, PT. ASP, PT. BPK, PT. SISM, PT. RWK, PT. UAI, PT. BTL, tidak diikutkan dalam perhitungan harga TBS untuk komponen IS, karena harga IS perusahaan tersebut 2.5% diatas dari harga rata-rata Kalbar.

- f. PT. HSL, PT. PSA, PT. ANI, PT. SML, PT. GUM, PT. KSA, PT. LAB, tidak diikutkan dalam perhitungan harga TBS untuk komponen IS, karena harga IS perusahaan tersebut 2.5% dibawah dari harga rata-rata Kalbar.
 - g. Agar Pemerintah Kab./Kota melalui instansi terkait menertibkan jual beli Tandan Buah Segar (TBS) di timbangan tanpa pabrik.
 - h. Agar Pemerintah Kab./Kota melalui instansi terkait menertibkan jual beli Tandan Buah Segar (TBS) melalui Badan Usaha/CV.
5. Penetapan harga TBS mulai Periode II September 2018, menggunakan rendemen tabel berdasarkan Keputusan Gubernur Kalimantan Barat Nomor 442/DISBUN/2018, tanggal 7 Agustus 2018.
 6. **Kepada setiap perusahaan peserta Tim Penetapan Indeks "K" dan Harga TBS wajib hadir pada saat rapat penetapan Indeks "K" dan Harga TBS (mengacu pada Peraturan Gubernur Kalimantan Barat Nomor 86 Tahun 2022 bagian IV pasal 7 ayat 6 huruf q).**

Demikian Berita Acara Rapat Penetapan Harga TBS Kelapa Sawit Produksi Pekebun Provinsi Kalimantan Barat Periode II Bulan Oktober 2023 dibuat untuk dipergunakan sebagaimana mestinya.

Pontianak 13 Oktober 2023

TIM PENETAPAN HARGA TBS KELAPA SAWIT PRODUKSI PEKEBUN
PROVINSI KALIMANTAN BARAT

PEMDA PROVINSI DAN KABUPATEN

PERUSAHAAN








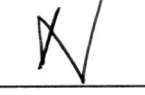









| Instansi dan Nama | Tanda Tangan | Perusahaan | Tanda Tangan |
|---|--------------------|--|-----------------------------|
| 1. Biro Perekonomian Setda Kalbar <i>Dharmawan</i> | <i>[Signature]</i> | 1. PT. Perkebunan Nusantara XIII Sanggau PT. Perkebunan Nusantara XIII Ngabang <i>Risenda Teguh Bp</i> | <i>[Signature]</i> |
| 2. Disbunak Provinsi | | 2. PT. Kalimantan Sanggar Pusaka PT. Sinar Dinamika Kapuas PT. Bonti Permai Jayaraya | <i>[Signature]</i> |
| 3. Disperindag dan ESDM Provinsi | | 3. Gunajaya Karya Gemilang | <i>[Signature]</i> E.ICO |
| 4. Bagian Perekonomian Pemda Kab. Sanggau | | 4. Bumi Raya Utama | |
| 5. Dis Perkebunan Kab. Landak | | 5. PT. Multi Prima Entakai <i>Gunawan</i> | <i>[Signature]</i> |
| 6. Dis Ketahanan Pangan dan Pertanian Kab. Bengkayang | | 6. PT. Bintang Harapan Desa <i>P. Subis</i> | <i>[Signature]</i> |
| 7. Dis Pertanian, Ketahanan Pangan dan Perikanan Kab. Mempawah | | 7. PT. Mitra Inti Sejati Plantation <i>Zenas</i> | <i>[Signature]</i> |
| 8. Dis Perkebunan dan Peternakan Kab. Sanggau <i>Ade Mawati</i> | <i>[Signature]</i> | 8. PT. Harapan Sawit Lestari <i>Step-5</i> | <i>[Signature]</i> |
| 9. Dis Pertanian dan Pangan Kab. Kayong Utara | | 9. PT. Polyplant Sejahtera <i>Step 5</i> | <i>[Signature]</i> |
| 10. Dis Pertanian dan Perkebunan Kab. Sintang | | 10. PT. Sedjahtera Indo Agro <i>Harriyanto Christman</i> | <i>[Signature]</i> |
| 11. Dis Pertanian, Peternakan dan Perkebunan Kab. Ketapang | | 11. PT. Agrina Sawit Perdana <i>M. G. [Signature]</i> | <i>[Signature]</i> |

Instansi dan Nama

Tanda Tangan

Perusahaan

Tanda Tangan












| | | | | | |
|-----|---|---|-----|--|---|
| 12. | Dis Perkebunan dan Peternakan Kab. Kubu Raya Zainal Abidin |  | 12. | PT. Bumi Pratama Khatulistiwa | |
| 13. | Dis Pertanian dan Ketahanan Pangan Kab. Sambas | | 13. | PT. Tintin Boyok Sawit Makmur Budianto |  |
| 14. | Dis Ketahanan Pangan dan Pertanian Kab. Melawi | | 14. | PT. Permata Hijau Sarana Gunawan |  |
| 15. | Dis Pertanian dan Pangan Kab. Kapuas Hulu Imanuel Hermanto Lassa |  | 15. | PT. Agro Lestari Mandiri PT. Kencana Graha Permai Urai. Dewi Astri |  |
| 16. | Dis Ketahanan Pangan, Pertanian dan Perikanan Kab. Sekadau | | 16. | PT. Global Kalimantan Makmur | |
| 17. | Gabungan Pengusaha Perkebunan Indonesia (GPPI) Kalbar |  | 17. | PT. Sepanjang Intisurya Mulia |  |
| 18. | Gabungan Pengusaha Kelapa Sawit Indonesia (GAPKI) Kalbar P. Fubis |  | 18. | PT. Agro Palindo Sakti | |
| 19. | Asosiasi Petani Kelapa Sawit Indonesia (APKASINDO) Kalbar | | 19. | PT. Agro Nusa Investama | |
| 20. | Asosiasi Petani Kelapa Sawit Indonesia Perjuangan (APKASINDO) Kalbar | | 20. | PT. Rana Wastu Kencana M. GRESANG |  |
| 21. | KUD Musa Jaga. |  | 21. | PT. Fajar Saudara Kusuma Buhandhi |  |
| 22. | KUD SINDOPLAKE |  | 22. | PT. Paramitra Internusa Pratama Urai. Dewi Astri |  |
| 23. | KIKODENUS dj KUD ML |  | 23. | PT. Riau Agrotama Plantation Bayu k. |  |
| 24. | PT. MITRA SAUDARA LESTARI Buhandhi |  | 24. | PT. Buana Tunas Sejahtera |  |






Instansi dan Nama

Tanda Tangan

Perusahaan

Tanda Tangan

| | | | |
|-----|--|--|---|
| 25. | | 25. PT. Parna Agro Mas Dhian -R |  |
| 26. | | 26. PT. Bukit Palembang Muharomayah |  |
| 27. | | 27. PT. Usaha Agro Indonesia | |
| 28. | | 28. PT. Sumatera Makmur Lestari |  |
| 29. | | 29. PT. Sintang Agro Mandiri Gunawan |  |
| 30. | | 30. PT. Kapuasindo Palm Industry |  |
| 31. | | 31. PT. Sintang Raya Wawan purwanti |  |
| 32. | | 32. PT. Fajar Saudara Lestari Bunhadi |  |
| 33. | | 33. PT. Aditya Agroindo Thomas |  |
| 34. | | 34. PT. Sumatera Jaya Agro Lestari |  |
| 35. | | 35. PT. Grand Utama Mandiri Budianto |  |
| 36. | | 36. PT. Bumi Tata Lestari M. GIBRANT |  |

| Instansi dan Nama | Tanda Tangan | Perusahaan | Tanda Tangan |
|-------------------|-----------------------|---|---|
| 37. | | 37. PT. Sarana Esa Cipta | |
| 38. | | 38. PT. Agro Abadi Cemerlang |  |
| 39. | | 39. PT. Perdana Sawit Plantation <i>Zenas</i> |  |
| 40. | <i>Ryan Ekapriana</i> | 40. PT. Ichiko Agro Lestari |  |
| 41. | | 41. PT. Kiara Sawit Abadi | |
| 42. | | 42. PT. Cahaya Unggul Prima |  |
| 43. | | 43. PT. Lanang Agro Bersatu | |
| 44. | | 44. PT. Mitra Aneka Rezeki <i>Devot R. Angerzini</i> |  |

a.n. Ketua Tim Penetapan Harga Tandan Buah Segar (TBS) Kelapa Sawit
 Produksi Pekebun Provinsi Kalimantan Barat,
 Analis Kebijakan Muda



Eka Julianti, SP
 NIP. 19710701 199803 2 007

KELOMPOK KERJA
TIM PENETAPAN HARGA TBS KELAPA SAWIT PRODUKSI PEKEBUN KALIMANTAN BARAT
PERIODE II OKTOBER 2023

I. HARGA CPO

| No. | Nama Perusahaan | Harga CPO Excl. PPn (Rp/Kg) | Volume Penjualan(Kg) | Jumlah Nilai Penjualan(Rp) |
|-------------------------|---------------------------------------|--------------------------------|-------------------------|-------------------------------|
| 1 | 2 | 3 | 4 | 5 |
| 1 | PT. PERKEBUNAN NUSANTARA XIII SANGGAU | - | - | - |
| 2 | PT. KALIMANTAN SANGGAR PUSAKA | - | - | - |
| 3 | PT. SINAR DINAMIKA KAPUAS | - | - | - |
| 4 | PT. BONTI PERMAI JAYARAYA | - | - | - |
| 5 | PT. GUNAJAYA KARYA GEMILANG | - | - | - |
| 6 | PT. BUMI RAYA UTAMA GROUP | 10,625.00 | 2,000,000 | 21,250,000,000 |
| 7 | PT. MULTI PRIMA ENTAKAI | - | - | - |
| 8 | PT. BINTANG HARAPAN DESA | - | - | - |
| 9 | PT. MITRA INTI SEJATI PLANTATION | - | - | - |
| 10 | PT. HARAPAN SAWIT LESTARI | - | - | - |
| 11 | PT. POLIPLANT SEJAHTERA | 10,240.00 | 3,000,000 | 30,720,000,000 |
| 12 | PT. SEDJAHTERA INDO AGRO | - | - | - |
| 13 | PT. AGRINA SAWIT PERDANA | - | - | - |
| 14 | PT. BUMI PRATAMA KHATULISTIWA | - | - | - |
| 15 | PT. TINTIN BOYOK SAWIT MAKMUR | 10,335.00 | 2,000,000 | 20,670,000,000 |
| 16 | PT. PERMATA HIJAU SARANA | - | - | - |
| 17 | PT. AGRO LESTARI MANDIRI & PT. KGP | 10,535.00 | 1,400,000 | 14,749,000,000 |
| 18 | PT. GLOBAL KALIMANTAN MAKMUR | - | - | - |
| 19 | PT. SEPANJANG INTI SURYA MULIA | - | - | - |
| 20 | PT. AGRO PALINDO SAKTI | 10,488.00 | 450,000 | 4,719,600,000 |
| 21 | PT. AGRO NUSA INVESTAMA | 10,529.26 | 1,700,000 | 17,899,750,000 |
| 22 | PT. RANA WASTU KENCANA | - | - | - |
| 23 | PT. FAJAR SAUDARA KUSUMA | 10,430.00 | 450,000 | 4,693,500,000 |
| 24 | PT. PARAMITRA INTERNUSA PRATAMA | - | - | - |
| 25 | PT. RIAU AGROTAMA PLANTATION | - | - | - |
| 26 | PT. BUANA TUNAS SEJAHTERA | 10,133.00 | 900,000 | 9,119,700,000 |
| 27 | PT. PARNA AGRO MAS | - | - | - |
| 28 | PT. BUKIT PALEM | - | - | - |
| 29 | PT. USAHA AGRO INDONESIA | 10,622.59 | 3,650,000 | 38,772,450,000 |
| 30 | PT. SUMATERA MAKMUR LESTARI | - | - | - |
| 31 | PT. SINTANG AGRO MANDIRI | - | - | - |
| 32 | PT. KAPUASINDO PALM INDUSTRY | - | - | - |
| 33 | PT. SINTANG RAYA | - | - | - |
| 34 | PT. FAJAR SAUDARA LESTARI | - | - | - |
| 35 | PT. SUMATERA JAYA AGRO LESTARI | - | - | - |
| 36 | PT. GRAND UTAMA MANDIRI | - | - | - |
| 37 | PT. BUMI TATA LESTARI | - | - | - |
| 38 | PT. AGRO ABADI CEMERLANG | 10,569.00 | 4,300,000 | 45,446,700,000 |
| 39 | PT. KIARA SAWIT ABADI | - | - | - |
| 40 | PT. MITRA ANEKA REZEKI | 10,475.00 | 3,000,000 | 31,425,000,000 |
| 41 | PT. ICHIKO AGRO LESTARI | - | - | - |
| 42 | PT. CAHAYA UNGGUL PRIMA | - | - | - |
| 43 | PT. ADITYA AGROINDO | - | - | - |
| 44 | PT. LANANG AGRO BERSATU | - | - | - |
| 45 | PT. MITRA SAUDARA LESTARI | - | - | - |
| 46 | PT. PERDANA SAWIT PLANTATION | - | - | - |
| 47 | PT. PERKEBUNAN NUSANTARA XIII NGABANG | - | - | - |
| JUMLAH/RATA-RATA | | 10,479.90 | 22,850,000 | 239,465,700,000 |

II. HARGA INTI SAWIT

| No. | Nama Perusahaan | Harga PK Excl. PPn (Rp/Kg) | Volume Penjualan(Kg) | Jumlah Nilai Penjualan(Rp) |
|-------------------------|---------------------------------------|-------------------------------|-------------------------|-------------------------------|
| 1 | 2 | 3 | 4 | 5 |
| 1 | PT. PERKEBUNAN NUSANTARA XIII SANGGAU | - | - | - |
| 2 | PT. KALIMANTAN SANGGAR PUSAKA | - | - | - |
| 3 | PT. SINAR DINAMIKA KAPUAS | - | - | - |
| 4 | PT. BONTI PERMAI JAYARAYA | - | - | - |
| 5 | PT. GUNAJAYA KARYA GEMILANG | - | - | - |
| 6 | PT. BUMI RAYA UTAMA GROUP | 5,163.06 | 500,000 | 2,581,530,000 |
| 7 | PT. MULTI PRIMA ENTAKAI | 5,117.20 | 250,000 | 1,279,300,000 |
| 8 | PT. BINTANG HARAPAN DESA | - | - | - |
| 9 | PT. MITRA INTI SEJATI PLANTATION | - | - | - |
| 10 | PT. HARAPAN SAWIT LESTARI | - | - | - |
| 11 | PT. POLIPLANT SEJAHTERA | - | - | - |
| 12 | PT. SEDJAHTERA INDO AGRO | - | - | - |
| 13 | PT. AGRINA SAWIT PERDANA | - | - | - |
| 14 | PT. BUMI PRATAMA KHATULISTIWA | - | - | - |
| 15 | PT. TINTIN BOYOK SAWIT MAKMUR | 5,121.00 | 500,000 | 2,560,500,000 |
| 16 | PT. PERMATA HIJAU SARANA | 5,114.00 | 100,000 | 511,400,000 |
| 17 | PT. AGRO LESTARI MANDIRI & PT. KGP | - | - | - |
| 18 | PT. GLOBAL KALIMANTAN MAKMUR | - | - | - |
| 19 | PT. SEPANJANG INTI SURYA MULIA | - | - | - |
| 20 | PT. AGRO PALINDO SAKTI | 5,001.50 | 50,000 | 250,075,000 |
| 21 | PT. AGRO NUSA INVESTAMA | - | - | - |
| 22 | PT. RANA WASTU KENCANA | - | - | - |
| 23 | PT. FAJAR SAUDARA KUSUMA | 5,093.00 | 80,000 | 407,440,000 |
| 24 | PT. PARAMITRA INTERNUSA PRATAMA | - | - | - |
| 25 | PT. RIAU AGROTAMA PLANTATION | - | - | - |
| 26 | PT. BUANA TUNAS SEJAHTERA | - | - | - |
| 27 | PT. PARNA AGRO MAS | 5,094.16 | 600,000 | 3,056,495,495 |
| 28 | PT. BUKIT PALEM | - | - | - |
| 29 | PT. USAHA AGRO INDONESIA | - | - | - |
| 30 | PT. SUMATERA MAKMUR LESTARI | - | - | - |
| 31 | PT. SINTANG AGRO MANDIRI | 5,118.00 | 300,000 | 1,535,400,000 |
| 32 | PT. KAPUASINDO PALM INDUSTRY | 5,100.00 | 400,000 | 2,040,000,000 |
| 33 | PT. SINTANG RAYA | - | - | - |
| 34 | PT. FAJAR SAUDARA LESTARI | - | - | - |
| 35 | PT. SUMATERA JAYA AGRO LESTARI | - | - | - |
| 36 | PT. GRAND UTAMA MANDIRI | - | - | - |
| 37 | PT. BUMI TATA LESTARI | - | - | - |
| 38 | PT. AGRO ABADI CEMERLANG | 5,135.00 | 250,000 | 1,283,750,000 |
| 39 | PT. KIARA SAWIT ABADI | - | - | - |
| 40 | PT. MITRA ANEKA REZEKI | - | - | - |
| 41 | PT. ICHIKO AGRO LESTARI | - | - | - |
| 42 | PT. CAHAYA UNGGUL PRIMA | 5,060.00 | 300,000 | 1,518,000,000 |
| 43 | PT. ADITYA AGROINDO | - | - | - |
| 44 | PT. LANANG AGRO BERSATU | - | - | - |
| 45 | PT. MITRA SAUDARA LESTARI | - | - | - |
| 46 | PT. PERDANA SAWIT PLANTATION | - | - | - |
| 47 | PT. PERKEBUNAN NUSANTARA XIII NGABANG | - | - | - |
| JUMLAH/RATA-RATA | | 5,112.28 | 3,330,000 | 17,023,890,495 |

III. HIMPUNAN INDEKS "K" = 90.23%

IV. HARGA TANDAN BUAH SEGAR (TBS)

| No. | Keadaan Umur Tanaman | Harga TBS Per Kilogram (Rp) |
|-----|------------------------------|--------------------------------|
| 1 | 2 | 3 |
| 1 | Umur Tanaman 3 Tahun | 1,688.50 |
| 2 | Umur Tanaman 4 Tahun | 1,809.93 |
| 3 | Umur Tanaman 5 Tahun | 1,937.45 |
| 4 | Umur Tanaman 6 Tahun | 1,998.29 |
| 5 | Umur Tanaman 7 Tahun | 2,069.93 |
| 6 | Umur Tanaman 8 Tahun | 2,137.50 |
| 7 | Umur Tanaman 9 Tahun | 2,174.84 |
| 8 | Umur Tanaman 10 s/d 20 Tahun | 2,265.00 |
| 9 | Umur Tanaman 21 Tahun | 2,222.40 |
| 10 | Umur Tanaman 22 Tahun | 2,211.51 |
| 11 | Umur Tanaman 23 Tahun | 2,155.72 |
| 12 | Umur Tanaman 24 Tahun | 2,079.13 |
| 13 | Umur Tanaman 25 Tahun | 2,007.26 |

**HIMPUNAN INDEKS "K" PRODUKSI MINYAK + INTI SAWIT DAN JUMLAH NILAI PRODUKSI
PERIODE BULAN OKTOBER 2023**

| No. | Perusahaan | September 2023 | | | Oktober 2023 | | |
|-----|---------------------------------------|-------------------|---------------------------------|--------------------------|-------------------|---------------------------------|--------------------------|
| | | Indeks "K" (%) | Produksi Minyak+Inti (Kg) | Jumlah Nilai Produksi | Indeks "K" (%) | Produksi Minyak+Inti (Kg) | Jumlah Nilai Produksi |
| 1 | 2 | 3 | 4 | 5 | 6 | 7 | 8 |
| 1 | PT. PERKEBUNAN NUSANTARA XIII SANGGAU | 87.94 | 7,150,894.00 | 6,288,458.79 | - | - | - |
| 2 | PT. KALIMANTAN SANGGAR PUSAKA | - | - | - | - | - | - |
| 3 | PT. SINAR DINAMIKA KAPUAS | - | - | - | - | - | - |
| 4 | PT. BONTI PERMAI JAYARAYA | - | - | - | - | - | - |
| 5 | PT. GUNAJAYA KARYA GEMILANG | 88.27 | 9,905,811.00 | 8,743,823.37 | 87.97 | 9,905,811.00 | 8,714,337.75 |
| 6 | PT. BUMI RAYA UTAMA GROUP | 92.05 | 5,772,830.00 | 5,314,033.24 | - | - | - |
| 7 | PT. MULTI PRIMA ENTAKAI | 88.75 | 5,845,320.00 | 5,187,837.46 | - | - | - |
| 8 | PT. BINTANG HARAPAN DESA | 88.47 | 4,407,510.00 | 3,899,189.65 | - | - | - |
| 9 | PT. MITRA INTI SEJATI PLANTATION | 87.97 | 2,642,928.00 | 2,325,095.26 | - | - | - |
| 10 | PT. HARAPAN SAWIT LESTARI | 90.59 | 17,137,800.00 | 15,525,578.22 | 89.53 | 13,903,640.00 | 12,447,266.62 |
| 11 | PT. POLIPLANT SEJAHTERA | 91.90 | 28,808,970.00 | 26,476,701.70 | 91.39 | 26,886,210.00 | 24,570,350.81 |
| 12 | PT. SEDJAHTERA INDO AGRO | - | - | - | - | - | - |
| 13 | PT. AGRINA SAWIT PERDANA | 89.26 | 12,497,009.00 | 11,154,887.58 | 88.48 | 10,863,941.00 | 9,612,610.03 |
| 14 | PT. BUMI PRATAMA KHATULISTIWA | 90.56 | 3,316,094.00 | 3,002,960.18 | 91.24 | 2,698,434.00 | 2,462,089.95 |
| 15 | PT. TINTIN BOYOK SAWIT MAKMUR | 90.06 | 6,603,857.00 | 5,947,416.60 | 89.89 | 6,537,000.00 | 5,876,344.70 |
| 16 | PT. PERMATA HIJAU SARANA | 88.63 | 4,960,548.00 | 4,396,298.84 | - | - | - |
| 17 | PT. AGRO LESTARI MANDIRI & PT. KGP | 90.57 | 18,949,932.00 | 17,162,424.84 | 90.49 | 17,223,959.00 | 15,585,137.83 |
| 18 | PT. GLOBAL KALIMANTAN MAKMUR | 89.53 | 3,424,145.00 | 3,065,587.00 | 90.10 | 3,908,335.00 | 3,521,577.35 |
| 19 | PT. SEPANJANG INTI SURYA MULIA | - | - | - | 92.05 | 9,926,250.00 | 9,137,092.48 |
| 20 | PT. AGRO PALINDO SAKTI | 92.25 | 4,035,058.00 | 3,722,181.18 | - | - | - |
| 21 | PT. AGRO NUSA INVESTAMA | - | - | - | - | - | - |
| 22 | PT. RANA WASTU KENCANA | 87.88 | 7,737,773.00 | 6,800,336.40 | 88.53 | 8,533,773.00 | 7,554,635.80 |
| 23 | PT. FAJAR SAUDARA KUSUMA | 88.78 | 2,264,677.00 | 2,010,497.22 | 88.92 | 2,577,911.00 | 2,292,283.38 |
| 24 | PT. PARAMITRA INTERNUSA PRATAMA | 90.96 | 8,579,258.00 | 7,803,351.84 | 90.39 | 7,971,702.00 | 7,205,871.76 |
| 25 | PT. RIAU AGROTAMA PLANTATION | - | - | - | - | - | - |

| No. | Perusahaan | September 2023 | | | Oktober 2023 | | |
|--------------------------|---------------------------------------|-------------------|---------------------------------|--------------------------|-------------------|---------------------------------|--------------------------|
| | | Indeks "K" (%) | Produksi Minyak+Inti (Kg) | Jumlah Nilai Produksi | Indeks "K" (%) | Produksi Minyak+Inti (Kg) | Jumlah Nilai Produksi |
| 1 | 2 | 3 | 4 | 5 | 6 | 7 | 8 |
| 26 | PT. BUANA TUNAS SEJAHTERA | 89.84 | 7,119,004.00 | 6,395,639.28 | 89.87 | 7,558,462.00 | 6,792,828.52 |
| 27 | PT. PARNA AGRO MAS | - | - | - | 91.87 | 9,569,033.00 | 8,790,778.34 |
| 28 | PT. BUKIT PALEM | 89.22 | 4,908,354.00 | 4,379,418.12 | 89.04 | 4,446,797.00 | 3,959,232.17 |
| 29 | PT. USAHA AGRO INDONESIA | 89.99 | 4,867,250.00 | 4,379,843.74 | 90.01 | 4,552,095.00 | 4,097,139.51 |
| 30 | PT. SUMATERA MAKMUR LESTARI | - | - | - | - | - | - |
| 31 | PT. SINTANG AGRO MANDIRI | 88.70 | 7,459,184.00 | 6,616,117.35 | - | - | - |
| 32 | PT. KAPUASINDO PALM INDUSTRY | - | - | - | - | - | - |
| 33 | PT. SINTANG RAYA | 88.81 | 3,702,800.00 | 3,288,377.90 | - | - | - |
| 34 | PT. FAJAR SAUDARA LESTARI | 89.97 | 3,041,930.00 | 2,736,715.24 | 89.90 | 2,309,211.00 | 2,076,088.69 |
| 35 | PT. SUMATERA JAYA AGRO LESTARI | - | - | - | - | - | - |
| 36 | PT. GRAND UTAMA MANDIRI | 89.24 | 4,529,956.00 | 4,042,551.28 | - | - | - |
| 37 | PT. BUMI TATA LESTARI | 88.38 | 6,025,954.00 | 5,325,758.97 | 88.77 | 5,652,451.00 | 5,017,821.39 |
| 38 | PT. AGRO ABADI CEMERLANG | - | - | - | - | - | - |
| 39 | PT. KIARA SAWIT ABADI | 91.17 | 5,055,607.00 | 4,609,435.99 | 91.96 | 5,191,472.00 | 4,773,989.14 |
| 40 | PT. MITRA ANEKA REZEKI | 88.67 | 4,435,049.00 | 3,932,578.67 | - | - | - |
| 41 | PT. ICHIKO AGRO LESTARI | - | - | - | 91.22 | 4,784,530.00 | 4,364,495.19 |
| 42 | PT. CAHAYA UNGGUL PRIMA | 89.93 | 5,966,123.00 | 5,365,292.65 | 90.02 | 5,715,449.00 | 5,144,965.38 |
| 43 | PT. ADITYA AGROINDO | 91.03 | 7,461,327.00 | 6,791,833.81 | 91.11 | 6,269,029.00 | 5,711,840.31 |
| 44 | PT. LANANG AGRO BERSATU | 90.04 | 2,939,831.00 | 2,647,134.73 | 90.53 | 2,927,916.00 | 2,650,578.61 |
| 45 | PT. MITRA SAUDARA LESTARI | - | - | - | - | - | - |
| 46 | PT. PERDANA SAWIT PLANTATION | 90.32 | 3,682,690.00 | 3,326,242.59 | 89.73 | 3,407,014.00 | 3,057,155.53 |
| 47 | PT. PERKEBUNAN NUSANTARA XIII NGABANG | - | - | - | - | - | - |
| TOTAL / RATA-RATA | | 89.98 | 225,235,473.00 | 202,663,599.69 | 90.23 | 183,320,425.00 | 165,416,511.21 |

Keterangan : IK Bulan Oktober 2023 Naik 0.25 Poin dibanding dengan IK Bulan September 2023

**REKAPITULASI INDEKS "K", HARGA CPO, HARGA INTI SAWIT
DAN HARGA TBS DI KALIMANTAN BARAT TAHUN 2023**

| Bulan | Indeks "K" (%) | Harga CPO (Rp/Kg) | Harga Inti Sawit (Rp/Kg) | Harga TBS (Rp/Kg) Berdasarkan Umur Tanaman (Tahun) | | | | | | | | | | | | | | Rata-rata Harga TBS (Rp/Kg) | Persentase Naik/Turun (%) | |
|----------------|----------------|-------------------|--------------------------|--|-------------|-------------|-------------|-------------|-------------|-------------|-------------|-------------|-------------|-------------|-------------|-------------|-------------|-----------------------------|---------------------------|----|
| | | | | 3 | 4 | 5 | 6 | 7 | 8 | 9 | 10-20 | 21 | 22 | 23 | 24 | 25 | 18 | | 19 | 20 |
| 1 | 2 | 3 | 4 | 5 | 6 | 7 | 8 | 9 | 10 | 11 | 12 | 13 | 14 | 15 | 16 | 17 | 18 | 19 | 20 | |
| DES 2022 (II) | 90.15 | 11,397.42 | 5,241.90 | 1,823.27 | 1,955.01 | 2,093.23 | 2,158.96 | 2,236.23 | 2,309.57 | 2,350.11 | 2,446.53 | 2,400.13 | 2,388.27 | 2,327.65 | 2,244.42 | 2,166.33 | 2,320.22 | - | 0.00 | |
| JAN 2023 (I) | 89.57 | 11,063.27 | 5,549.35 | 1,774.91 | 1,902.25 | 2,036.05 | 2,099.98 | 2,175.33 | 2,246.18 | 2,285.33 | 2,380.54 | 2,335.96 | 2,324.56 | 2,266.10 | 2,185.83 | 2,110.52 | 2,257.78 | Turun | 2.69 | |
| JAN 2023 (II) | 89.57 | 11,204.50 | 5,521.88 | 1,794.05 | 1,922.96 | 2,058.36 | 2,123.00 | 2,199.12 | 2,270.86 | 2,310.49 | 2,406.45 | 2,361.26 | 2,349.71 | 2,290.50 | 2,209.21 | 2,132.94 | 2,282.32 | Naik | 1.09 | |
| FEB 2023 (I) | 89.57 | 11,010.87 | 5,135.78 | 1,752.66 | 1,879.16 | 2,011.90 | 2,075.09 | 2,149.38 | 2,219.80 | 2,258.72 | 2,351.61 | 2,307.10 | 2,295.72 | 2,237.53 | 2,157.65 | 2,082.69 | 2,230.22 | Turun | 2.28 | |
| FEB 2023 (II) | 89.74 | 11,168.26 | 5,380.59 | 1,787.22 | 1,915.88 | 2,050.97 | 2,115.37 | 2,191.18 | 2,262.78 | 2,302.35 | 2,397.58 | 2,352.41 | 2,340.86 | 2,281.73 | 2,200.55 | 2,124.38 | 2,273.87 | Naik | 1.96 | |
| FEB 2023 (III) | 89.74 | 11,305.26 | 5,317.13 | 1,804.51 | 1,934.67 | 2,071.27 | 2,136.31 | 2,212.82 | 2,285.26 | 2,325.31 | 2,421.08 | 2,375.30 | 2,363.61 | 2,303.75 | 2,221.57 | 2,144.47 | 2,296.12 | Naik | 0.98 | |
| FEB 2023 (IV) | 89.74 | 11,965.23 | 5,807.90 | 1,916.31 | 2,054.18 | 2,198.95 | 2,268.00 | 2,349.29 | 2,426.02 | 2,468.42 | 2,570.65 | 2,522.27 | 2,509.91 | 2,446.56 | 2,359.58 | 2,277.98 | 2,438.03 | Naik | 6.18 | |
| MAR 2023 (I) | 89.74 | 12,190.41 | 5,890.95 | 1,951.44 | 2,091.88 | 2,239.35 | 2,309.67 | 2,392.44 | 2,470.61 | 2,513.80 | 2,617.83 | 2,568.53 | 2,555.93 | 2,491.39 | 2,402.78 | 2,319.64 | 2,482.77 | Naik | 1.83 | |
| MAR 2023 (II) | 89.23 | 12,569.24 | 5,897.15 | 1,994.35 | 2,138.22 | 2,289.22 | 2,361.11 | 2,445.66 | 2,525.74 | 2,570.01 | 2,675.81 | 2,625.20 | 2,612.27 | 2,546.10 | 2,455.25 | 2,370.02 | 2,537.70 | Naik | 2.21 | |
| MAR 2023 (III) | 89.23 | 12,425.48 | 6,197.86 | 1,984.64 | 2,127.11 | 2,276.77 | 2,348.26 | 2,432.50 | 2,511.77 | 2,555.56 | 2,661.93 | 2,612.03 | 2,599.28 | 2,533.86 | 2,444.06 | 2,359.79 | 2,524.65 | Turun | 0.51 | |
| MAR 2023 (IV) | 89.23 | 12,142.98 | 6,297.25 | 1,948.08 | 2,087.45 | 2,233.97 | 2,304.12 | 2,386.87 | 2,464.40 | 2,507.22 | 2,612.32 | 2,563.64 | 2,551.20 | 2,487.28 | 2,399.51 | 2,317.16 | 2,477.67 | Turun | 1.86 | |
| APR 2023 (I) | 89.23 | 11,566.09 | 6,395.56 | 1,869.68 | 2,002.68 | 2,142.66 | 2,209.94 | 2,289.47 | 2,363.42 | 2,404.24 | 2,506.27 | 2,460.05 | 2,448.23 | 2,387.34 | 2,303.75 | 2,225.31 | 2,377.20 | Turun | 4.05 | |
| APR 2023 (II) | 90.14 | 11,851.76 | 6,126.25 | 1,920.03 | 2,057.43 | 2,201.87 | 2,271.01 | 2,352.57 | 2,429.01 | 2,471.22 | 2,574.76 | 2,526.76 | 2,514.49 | 2,451.46 | 2,364.92 | 2,283.73 | 2,442.04 | Naik | 2.73 | |
| APR 2023 (III) | 90.14 | 11,267.07 | 5,752.70 | 1,822.74 | 1,953.32 | 2,090.56 | 2,156.21 | 2,233.61 | 2,306.26 | 2,346.38 | 2,444.46 | 2,398.80 | 2,387.14 | 2,327.21 | 2,244.95 | 2,167.76 | 2,318.44 | Turun | 5.06 | |
| APR 2023 (IV) | 90.14 | 10,974.48 | 5,548.38 | 1,773.43 | 1,900.59 | 2,034.20 | 2,098.08 | 2,173.37 | 2,244.12 | 2,283.20 | 2,378.46 | 2,333.97 | 2,322.60 | 2,264.23 | 2,184.11 | 2,108.92 | 2,255.82 | Turun | 2.70 | |
| MEI 2023 (I) | 90.14 | 10,458.69 | 5,120.00 | 1,684.05 | 1,805.13 | 1,932.28 | 1,992.96 | 2,064.41 | 2,131.79 | 2,169.02 | 2,258.99 | 2,216.53 | 2,205.67 | 2,150.05 | 2,073.69 | 2,002.04 | 2,142.46 | Turun | 5.03 | |
| MEI 2023 (II) | 89.19 | 9,964.52 | 5,181.24 | 1,598.36 | 1,712.69 | 1,832.88 | 1,890.44 | 1,958.33 | 2,021.93 | 2,057.05 | 2,143.33 | 2,103.41 | 2,093.21 | 2,040.77 | 1,968.78 | 1,901.24 | 2,032.86 | Turun | 5.12 | |
| MEI 2023 (III) | 89.19 | 10,283.45 | 5,118.28 | 1,641.38 | 1,759.22 | 1,883.02 | 1,942.15 | 2,011.81 | 2,077.38 | 2,113.61 | 2,201.55 | 2,160.26 | 2,149.71 | 2,095.60 | 2,021.31 | 1,951.60 | 2,088.00 | Naik | 2.71 | |
| MEI 2023 (IV) | 89.19 | 9,928.98 | 4,951.49 | 1,585.14 | 1,698.93 | 1,818.47 | 1,875.57 | 1,942.85 | 2,006.16 | 2,041.14 | 2,126.09 | 2,086.24 | 2,076.05 | 2,023.81 | 1,952.08 | 1,884.77 | 2,016.45 | Turun | 3.43 | |
| JUN 2023 (I) | 89.19 | 9,625.42 | 4,887.21 | 1,539.78 | 1,650.14 | 1,766.12 | 1,821.58 | 1,886.96 | 1,948.36 | 1,982.28 | 2,065.05 | 2,026.44 | 2,016.58 | 1,965.93 | 1,896.39 | 1,831.14 | 1,958.58 | Turun | 2.87 | |
| JUN 2023 (II) | 89.29 | 9,470.11 | 4,853.75 | 1,518.25 | 1,626.98 | 1,741.26 | 1,795.94 | 1,860.42 | 1,920.91 | 1,954.32 | 2,036.07 | 1,998.06 | 1,988.35 | 1,938.46 | 1,869.97 | 1,805.70 | 1,931.10 | Turun | 1.40 | |
| JUN 2023 (III) | 89.29 | 9,562.18 | 4,582.82 | 1,521.68 | 1,631.27 | 1,746.32 | 1,801.16 | 1,865.69 | 1,926.69 | 1,960.40 | 2,041.41 | 2,002.91 | 1,993.08 | 1,942.70 | 1,873.54 | 1,808.66 | 1,936.07 | Naik | 0.26 | |
| JUN 2023 (IV) | 89.29 | 10,026.94 | 4,516.20 | 1,585.33 | 1,700.06 | 1,820.40 | 1,877.57 | 1,944.72 | 2,008.60 | 2,043.92 | 2,127.48 | 2,087.01 | 2,076.67 | 2,023.85 | 1,951.33 | 1,883.28 | 2,017.61 | Naik | 4.21 | |
| JUL 2023 (I) | 89.29 | 10,186.32 | 4,617.52 | 1,611.58 | 1,728.16 | 1,850.43 | 1,908.55 | 1,976.82 | 2,041.73 | 2,077.61 | 2,162.63 | 2,121.53 | 2,111.03 | 2,057.37 | 1,983.70 | 1,914.57 | 2,050.96 | Naik | 1.65 | |
| JUL 2023 (II) | 89.20 | 10,468.31 | 4,606.75 | 1,649.59 | 1,769.19 | 1,894.58 | 1,954.08 | 2,023.93 | 2,090.52 | 2,127.35 | 2,213.97 | 2,171.73 | 2,160.93 | 2,105.84 | 2,030.21 | 1,959.24 | 2,099.60 | Naik | 2.37 | |
| JUL 2023 (III) | 89.20 | 10,466.51 | 4,617.07 | 1,649.70 | 1,769.29 | 1,894.67 | 1,954.17 | 2,024.02 | 2,090.61 | 2,127.44 | 2,214.09 | 2,171.86 | 2,161.07 | 2,105.99 | 2,030.36 | 1,959.41 | 2,099.72 | Naik | 0.01 | |
| JUL 2023 (IV) | 89.20 | 10,626.09 | 4,694.06 | 1,675.09 | 1,796.50 | 1,923.80 | 1,984.22 | 2,055.15 | 2,122.76 | 2,160.14 | 2,248.15 | 2,205.28 | 2,194.32 | 2,138.40 | 2,061.62 | 1,989.59 | 2,132.02 | Naik | 1.54 | |
| AGU 2023 (I) | 89.20 | 10,699.77 | 4,722.33 | 1,686.55 | 1,808.80 | 1,936.98 | 1,997.81 | 2,069.23 | 2,137.30 | 2,174.94 | 2,263.55 | 2,220.37 | 2,209.34 | 2,153.03 | 2,075.72 | 2,003.19 | 2,146.62 | Naik | 0.68 | |
| AGU 2023 (II) | 90.55 | 10,466.65 | 4,831.34 | 1,682.43 | 1,803.96 | 1,931.47 | 1,992.13 | 2,063.43 | 2,131.09 | 2,168.49 | 2,257.51 | 2,214.71 | 2,203.78 | 2,147.86 | 2,071.09 | 1,999.06 | 2,140.96 | Turun | 0.26 | |
| AGU 2023 (III) | 90.55 | 10,431.70 | 4,980.10 | 1,682.77 | 1,804.00 | 1,931.26 | 1,991.91 | 2,063.28 | 2,130.75 | 2,168.04 | 2,257.57 | 2,214.98 | 2,204.09 | 2,148.36 | 2,071.85 | 2,000.06 | 2,141.07 | Naik | 0.01 | |
| AGU 2023 (IV) | 90.55 | 10,620.82 | 5,044.79 | 1,712.35 | 1,835.77 | 1,965.31 | 2,027.03 | 2,099.64 | 2,168.33 | 2,206.29 | 2,297.32 | 2,253.94 | 2,242.86 | 2,186.12 | 2,108.22 | 2,035.13 | 2,178.76 | Naik | 1.76 | |
| SEP 2023 (I) | 90.55 | 10,746.25 | 4,645.00 | 1,715.98 | 1,840.56 | 1,971.13 | 2,033.04 | 2,105.67 | 2,175.05 | 2,213.42 | 2,303.28 | 2,259.22 | 2,247.97 | 2,190.56 | 2,111.74 | 2,037.78 | 2,184.27 | Naik | 0.25 | |
| SEP 2023 (II) | 89.98 | 10,695.57 | 5,015.98 | 1,711.24 | 1,834.70 | 1,964.26 | 2,025.95 | 2,098.49 | 2,167.22 | 2,205.20 | 2,295.98 | 2,252.55 | 2,241.45 | 2,184.67 | 2,106.72 | 2,033.58 | 2,177.47 | Turun | 0.31 | |
| SEP 2023 (III) | 89.98 | 10,458.47 | 4,963.57 | 1,675.42 | 1,796.18 | 1,922.93 | 1,983.32 | 2,054.36 | 2,121.57 | 2,158.72 | 2,247.77 | 2,205.33 | 2,194.48 | 2,138.96 | 2,062.74 | 1,991.22 | 2,131.77 | Turun | 2.10 | |
| SEP 2023 (IV) | 89.98 | 10,361.11 | 4,846.33 | 1,657.27 | 1,776.86 | 1,902.36 | 1,962.10 | 2,032.35 | 2,098.92 | 2,135.72 | 2,223.59 | 2,181.52 | 2,170.77 | 2,115.76 | 2,040.25 | 1,969.39 | 2,108.82 | Turun | 1.08 | |
| OKT 2023 (I) | 89.98 | 10,519.78 | 4,880.66 | 1,681.22 | 1,802.61 | 1,929.99 | 1,990.60 | 2,061.86 | 2,129.43 | 2,166.79 | 2,255.82 | 2,213.09 | 2,202.17 | 2,146.32 | 2,069.65 | 1,997.71 | 2,139.37 | Naik | 1.45 | |
| OKT 2023 (II) | 90.23 | 10,479.90 | 5,112.28 | 1,688.50 | 1,809.93 | 1,937.45 | 1,998.29 | 2,069.93 | 2,137.50 | 2,174.84 | 2,265.00 | 2,222.40 | 2,211.51 | 2,155.72 | 2,079.13 | 2,007.26 | 2,148.15 | Naik | 0.41 | |
| Selisih | 0.25 | -39.88 | 231.62 | 7.29 | 7.32 | 7.46 | 7.69 | 8.07 | 8.07 | 8.05 | 9.18 | 9.31 | 9.35 | 9.40 | 9.48 | 9.56 | 8.78 | | | |

exl.TBS/Rekap Indeks "K", Harga CPO, Kernel, TBS Tahun 2023

Keterangan : Harga CPO, Inti Sawit, Indeks K serta harga TBS kelapa sawit umur 3 s.d 25 tahun dihitung dan ditetapkan oleh Tim Penetapan Harga Pembelian TBS Kelapa Sawit Produksi Pekebun Kalimantan Barat berdasarkan Peraturan Menteri Pertanian Nomor 01/PERMENTAN/KB.120/1/2018 tanggal 2 Januari 2018, Peraturan Gubernur Kalimantan Barat Nomor 86 Tahun 2022 tanggal 10 November 2022, Surat Keputusan Gubernur Kalimantan Barat Nomor 32/DISBUNAK/2023 tanggal 2 Januari 2023 dan Surat Keputusan Sekretaris Daerah Kalimantan Barat Nomor 216/DISBUNAK/2023 tanggal 3 Januari 2023.